

MIDPAK - 4



**CHUTE FED
COMPACTORS
FOR HIGH RISE
BUILDINGS**

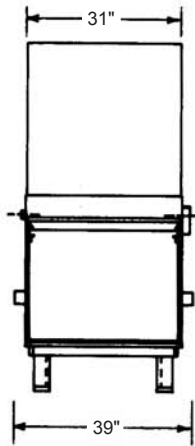
COMPACT COMPUTERIZED COMPACTION

Standard Features

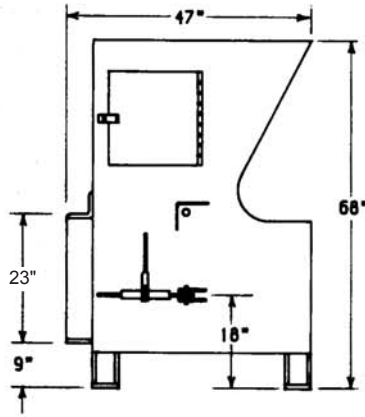
- Specifically designed and engineered to suit buildings where garbage room space is limited.
- More than 24" shorter than conventional machines, yet has greater thrust and more capacity.
- Proven dual cross arm cylinder operation for more power at the end of the compaction stroke.
- Heavy duty plate construction with high abrasive resistant plate in wear areas.
- Integral main frame/hopper construction for greater strength and longer life.
- Fully automatic photo-eye operation. Starts and stops unattended.
- Automatic compactor shut down in the event of continuous running or system malfunction.
- Programmable microprocessor controls for state-of-the-art operation and reduced maintenance.
- Standard safety features include hopper door shut off switches and emergency stop button.
- Suits most existing compactor containers. Sizes range from .5 cu. yd. up to 8 cu. yd.

MIDLAND TECHNOLOGY INC.

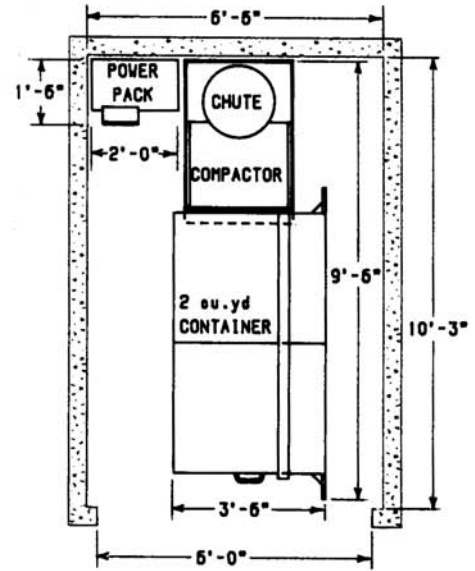
M I D P A K 4



FRONT VIEW



SIDE VIEW



TYPICAL LAYOUT

SPECIFICATIONS

GENERAL

Chamber Capacity	0.30 cu. yds.
Cycle Time	21 seconds
Displacement per hour	72 cu. yds
Ram Face Pressure (N)	36 psi
Ram Face Pressure (M)	50 psi
Packing Force (N)	22,600 lbs.
Packing Force (M)	31,100 lbs.
Ram Penetration	5 inches
Top Opening	42"L x 30"W
Chamber Opening	24"L x 30"W
Ram Height	21 inches
Overall Dimensions	47"L x 39"W x 68"H
Length w/container	114"
Weight w/power pack	1700 lbs.

STRUCTURAL

Main Frame & Hopper	3/16" plate
Floor & Ram	3/8" HR Plate

HYDRAULIC

Power Unit	Remote
Cylinders	Dual 3" Bore, 2" Rod
Pump	5 GPM, 1-Stage
Oil Tank	15 Gals
Normal Pressure	1600 psi
Relief Pressure	2200 psi
Rated Pressure	3000 psi

ELECTRICAL

Motor	5HP, 1800 RPM
Motor Power	208/220/480 V
	3 PH, 60Hz
Circuits	115 VAC, 24 VDC
Circuits Controls	T100 Microprocessor
Monitors	80% and 100% Full
Enclosures	Nema 12
Standard Features	Photo-Eye w/Timer
	Door Safety

MIDLAND TECHNOLOGY INC
9545 W. Ainslie Street Schiller Park, IL 60176
847-678-4007 Phone 847-671-3083 Fax